



Holding The Violin

Hold the Violin on the left shoulder

Use a shoulder rest or sponge (with elastic band) for comfort

Left hand fingers on right hand side of fingerboard, thumb on other side

Violin must be level with the floor, not pointing up or down

Holding The Bow

Hold the bow in your right hand

The thumb sits in the gap and the 4th finger covers the 'eye'

All fingers are bent and should have spaces between them

The little finger sits on top of the bow



Instrument Care

Keep your Violin in your case when you are not playing it

Do not use any polish, cleaner or other substance on the Violin

Do not turn the pegs or the fine tuners

The bridge is not stuck in place, it is only held on by the tension of the strings,
so be careful not to knock it or move it

It is best to handle your Violin by the neck only

Never put your Violin upside down

Never touch the horse hair

Unwind the bow, counting to 3, before putting it in the case

Wind the bow, counting to 3, before playing











The Violin Strings

G **D** **A** **E**
Green **Dinosaurs** **Are** **Extinct**



Note Values

EGG			4
PIE			2
CHIPS			1
PIZZA			$\frac{1}{2} + \frac{1}{2}$